


## Infusion Stand Adjustable Height.



IV-1105-2NP




IV-1105-4NP

### Features:-

- \* Telescopic tubes made from non-magnetic Stainless Steel material.
- \* Five legged Nylon base.
- \* Mobile on 5 Twin wheel swivel castors Ø 50 mm.
- \* Secure locking system for height adjustment.
- \* Height adjustment from 120 cm to 207 cm.
- \* 2 or 4 safety hooks.
- \* Knock down construction.

Cat. No.	Description
IV-1105-2NP	Infusion Stand, Nylon Base & Plastic 2 Hooks.
IV-1105-4NP	Infusion Stand, Nylon Base & Plastic 4 Hooks.
IV-1104-2NC	Infusion Stand, Nylon Base & S/S 2 Hooks.
IV-1104-4NC	Infusion Stand, Nylon Base & S/S 4 Hooks.
IV-1004-2P	Infusion Stand, Heavy Nylon Base & S/S 2 Hooks.
IV-1004-4P	Infusion Stand, Heavy Nylon Base & S/S 4 Hooks.




IV-1104-2NC



IV-1104-4NC



IV-1004-2P



IV-1004-4P

## Infusion Stand Adjustable Height.

### Features:-

- \* Telescopic tubes made from non-magnetic Stainless Steel material.
- \* Four / Five legged base.
- \* Mobile on swivel castors.
- \* Secure locking system for height adjustment.
- \* Height adjustment from 120 cm to 207 cm.
- \* 2 or 4 safety hooks.
- \* Knock down construction.




IV-1114-2SS



IV-1114-4SS

Cat. No.	Description
IV-1114-2SS	Infusion Stand, with S/S Base & S/S 2 Hooks.
IV-1114-4SS	Infusion Stand, with S/S Base & S/S 4 Hooks.
IV-3222-SS	Infusion Stand, with Aluminum Base & S/S 4 Hooks (Suitable for Infusion Pumps)
IV-1564-HR	Infusion Stand, with S/S Base & S/S 4 Hooks (Suitable for Infusion Pumps)
IV-3255-SSL	Infusion Stand, with S/S Base & S/S 4 Hooks (Suitable for Infusion Pumps)
IV-3265-SS	Infusion Stand, with S/S Base & S/S 4 Hooks (Suitable for Infusion Pumps)



IV-3222-4SS



IV-1564-HR




IV-3255-SSL



IV-3265-SS

## Infusion Stand Adjustable Height



IV-995-5SS

### Features:-

- \* Telescopic tube made from non-magnetic stainless steel material.
- \* Stainless Steel Heavy Duty Seamless Five legs base.
- \* Mobile on certified Anti Static swivel casters all with breaks.
- \* Secure locking system for height adjustment.
- \* Height adjustment from 120cm to 207cm.
- \* Stainless steel 4 Safety hooks.
- \* Knock down construction.
- \* Bottle with Holder **(Optional)**

Cat. No.	Description
IV-995-5SS	Infusion Stand Adjustable Height, With Extra Heavy Duty Base. <b>(Suitable for Infusion Pumps)</b>



Safety Hooks



Height Locking System



Plastic Handle  
**(Optional)**



Seamless Heavy Base with  
75mm Anti Static Wheels

## Infusion Stand Adjustable Height.

### Features:-

- \* Structure made from non-magnetic stainless steel material.
- \* Stainless Steel Ultra Heavy duty Five legs base.
- \* Mobile on swivel casters all with breaks.
- \* Secure locking system for height adjustment.
- \* Height adjustment from 120cm to 207cm.
- \* Stainless steel 4 Safety hooks.
- \* Complete Knock down construction.



IV-3216-RB

Cat. No.	Description
IV-3216-RB	Infusion Stand Adjustable Height, With Extra Heavy Duty Base. (Suitable for Infusion Pumps)



Stainless Steel Heavy Base  
with 75 mm wheels



Plastic Handle  
(Optional)



Height Locking  
System



Safety Hooks



## Examination Lights



HL-1220-PP



HL-1210-FH

### Features:-

- \* Non-magnetic Stainless Steel central tubes.
- \* Reinforced nylon base with 5 feet.
- \* Mobile on twin wheel swivel castors Ø 50 mm .
- \* Flexible goose neck arm 700 mm.
- \* Step down transformer 230V, 50W.
- \* Halogen Bulb 12 V, 35 W, 10° angle of emission with UV block
- \* Input voltage : 220/230V 50-60Hz.
- \* Knock down construction.

Cat. No.	Description
HL-1220-PP	Halogen Examination Light, Adjustable Height, Mobile. (Halogen Bulb 12 V, 35 W)
HL-1210-FH	Halogen Examination Light, Fixed Height, Mobile. (Halogen Bulb 12 V, 35 W)
HL-1220-WM	Halogen Examination Light, Wall Mounted. (Halogen Bulb 12 V, 35 W)
EL-1230-PS	Examination Light Fixed Height, Mobile. (Normal Bulb 220 V, 60 W)



HL-1220-WM

### Features:-

- \* Non-magnetic Stainless Steel central tubes.
- \* Reinforced nylon base with 5 feet.
- \* Mobile on twin wheel swivel castors Ø 50 mm .
- \* Flexible goose neck arm 500 mm.
- \* Normal Bulb 220 V, 60 W.
- \* Input voltage : 220/230V 50-60Hz.
- \* Knock down construction.




EL-1230-PS

## Examination Lights

### Features:-


- \* Non-magnetic Stainless Steel central tubes.
- \* Reinforced nylon base with 5 feet.
- \* Mobile on twin wheel swivel castors Ø 50 mm .
- \* Flexible goose neck arm 700 mm.
- \* Built in transformer 230V, 50W.
- \* Halogen Bulb 12 V, 35 W, 10° angle of emission with UV block
- \* Input voltage : 220/230V 50-60Hz.
- \* Knock down construction.



HL-1310-FH



HL-1311-FHD




LED-0103-FH

### Features:-

- \* Non-magnetic Stainless Steel central tubes.
- \* Reinforced nylon base with 5 feet.
- \* Mobile on twin wheel swivel castors Ø 50 mm .
- \* Flexible goose neck arm 500 mm.
- \* Built in transformer, Suitable for power source 100V-277VAC.
- \* LED Bulb with adjustable focus.
- \* Knock down construction.

### Features:-

- \* Non-magnetic Stainless Steel central tubes.
- \* Stainless Steel Heavy base with 5 feet.
- \* Mobile on twin wheel swivel castors Ø 50 mm .
- \* Non flashing flourescent light with Magnifying Lens
- \* Input voltage : 220/230V 50-60Hz.
- \* Knock down construction.



EL-0030-LEB

Cat. No.	Description
HL-1310-FH	Halogen Examination Light, Fixed Height, Mobile. Without Dimmer (Halogen Bulb 12 V, 35 W)
HL-1311-FHD	Halogen Examination Light, Fixed Height, Mobile. With Dimmer (Halogen Bulb 12 V, 35 W)
LED-0103-FH	LED Examination Light, Fixed Height, Mobile. With Adjustable Focus
EL-0030-LEB	Examination Light , Fixed Height, Mobile. With Magnifying Lens

## Revolving Stool Adjustable Height



PS-5638-LT

### Features:-

- \* Reinforced nylon base with 5 feet.
- \* Mobile on 5 twin wheel swivel castors Ø 50 mm.
- \* Gas lift for height adjustment from 490 - 680 mm.
- \* Stainless Steel or upholstered Seat.
- \* Knock down construction.

Cat. No.	Description
PS-5638-LT	Revolving Stool Adjustable Height, Upholstered Seat & Nylon Base.
PS-5639-SL	Revolving Stool Adjustable Height, Upholstered Seat & S/S Base.
PS-5638-SS	Revolving Stool Adjustable Height, Stainless Steel Seat & S/S Base.



PS-5639-SL




PS-5638-SS


## Revolving Stool Adjustable Height With Backrest

### Features:-

- \* Reinforced nylon base with 5 feet.
- \* Mobile on 5 twin wheel swivel casters Ø 50 mm.
- \* Gas lift for height adjustment from 520 - 710 mm.
- \* Seat with high back rest made from imitation leather upholstery with 50 mm thick high density foam padding,
- \* Knock down construction.



LN-5770-LPU



DC-5670-LPU

Cat. No.	Description
LN5770-LPU	Laboratory Stool Adjustable Height, With Low Back Rest.
DC-5670-LPU	Operating Stool Adjustable Height, With High Back Rest.
PS-5638-BR	Patient Stool Adjustable Height, With Back Rest.
AS-5578-B	Anesthesia Adjustable Height, With High Back Rest.

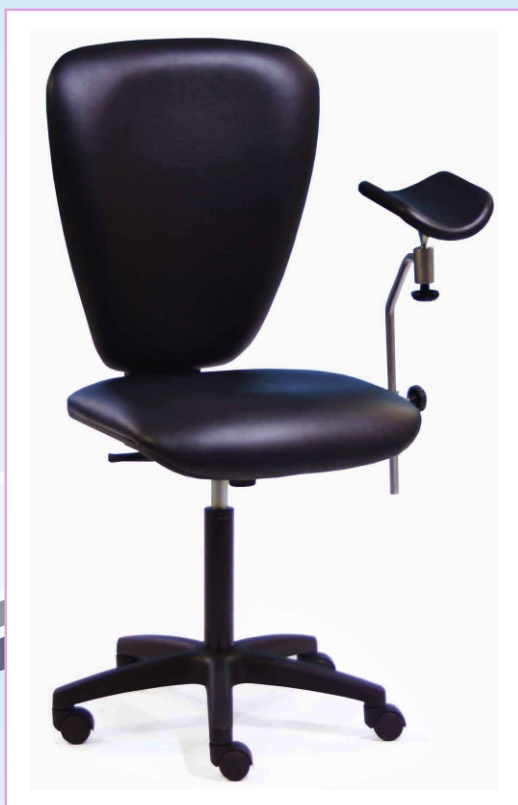


PS-5638-BR



AS-5578-B

## Blood Donor Chairs



BC-9774-PU

### Features:-

- \* Reinforced nylon base with 5 feet.
- \* Mobile on 5 twin wheel swivel casters Ø 50 mm.
- \* Gas lift for height adjustment from 520 - 710 mm.
- \* Seat and backrest upholstered with imitation leather with high density foam padding.
- \* Padded armrest, adjustable in any position for patient conveniences.
- \* Knock down construction.

Cat. No.	Description
BC-9774-PU	Blood Donor Chair With One Padded Armrest.
BC-9784-PU	Blood Donor Chair With Two Padded Armrest.



BC-9784-PU



## Blood Donor Chair

### **TECHNICAL DETAILS :-**

- \* Dimensions with upright position: cm 74x 90x127 h.
- \* Dimensions with extended position: cm 74x170x73 h.
- \* Seat width: cm 51.
- \* Backrest inclination: 100° - 162°.
- \* **Country of Origin : Italy**



MR-5063-GIV

### **Features:-**

- \* Structure made of tubular varnished steel.
- \* Armrest Chair with fixed height and equipped also with separate movement of the backrest and the leg rest.
- \* The separate inclination is made through gas spring moved by laterals levers.
- \* The Seat and the backrest are upholstered with simil leather which is fireproof, washable and disinfectable.
- \* backrest is equipped with push handle and inner lumbar support.
- \* 125mm wheels all with independent brakes.

Cat. No.	Description
MR-5063-GIV	Relax Armchair Special without Armrest.



## Examination Couch (Quick Assembling)



ECF-2970-SS

### Features:-

- \* Structure made from non-magnetic Stainless Steel Tube.
- \* Imitation leather upholstery with 50 mm thick foam padding.
- \* Single hand operated adjustable back rest.
- \* Provision for paper roll holder at both ends.
- \* Holder for Paper Roll.
- \* Quick assembly design.



Paper Roll  
(Optional)

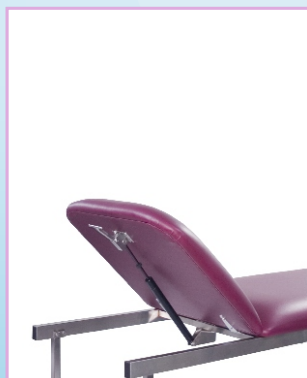


Export Packing



ECF-2970-SSW

Cat. No.	Description
ECF-2970-SS	Examination Couch With Roll Holder. (L 186 cm x W 62 cm x H 75 cm.)
ECF-2970-SSW	Examination Couch With Roll Holder & Wheels. (L 186 cm x W 62 cm x H 75 cm.)
ECF-2970-SSR	Examination Couch With Roll Holder & Side Rails. (L 186 cm x W 62 cm x H 75 cm.)
ECF-2978-GS	Examination Couch With Gas Cylinder Operated Head Rest & Roll Holder (L 186 cm x W 62 cm x H 75 cm.)



ECF-2978-GS



ECF-2970-SSR

## Examination Couch Wooden

### Features:-

- \* Structure made from Solid Wood or MDF (Medium Density Fiber Board).
- \* Imitation leather upholstery with foam padding.
- \* Fully Adjustable Head rest section.
- \* Holder for Paper Roll.



EC-2970-WD

Cat. No.	Description
EC-2970-WD	Examination Couch With Roll Holder. (L 186 cm x W 62 cm x H 75 cm.)
EC-2970-WD1	Examination Couch With Gas Cylinder Operated Head Rest, Roll Holder 1 Drawer & Cabin with Sliding Doors (L 186 cm x W 62 cm x H 75 cm.)
EC-2970-WD2	Examination Couch With Gas Cylinder Operated Head Rest, Roll Holder 2 Drawers & 2 Cabins (L 186 cm x W 62 cm x H 75 cm.)



EC-2970-WD1



EC-2970-WD2

## Examination Couch



### Features:-

- \* Heavy Duty Type ( Stainless Steel ).
- \* Strong Steel Tube Construction.
- \* Fully Adjustable Head rest section, By Gas Spring.
- \* Two Section top with upholstery covered with washable and flame retardant material.
- \* Complete welded construction.

**Dimensions :-** L 186 cm x W 62 cm x H 75 cm

ECW-4070-8GS

Cat. No.	Description
ECW-4070-8GS	Examination Couch with Gas Spring Operated Headrest, Suitable for Patients.
ECF-2970-3SC	Examination Couch, 3 Section with Roll Holder, Suitable for Patients.
ECF-2973-3SC	Examination Couch, 3 Section with Roll Holder, Suitable for Patients.



ECF-2973-3SC

### Features:-

- \* Structure made from non-magnetic Stainless Steel Tube.
- \* Imitation leather upholstery 3 Section with 50 mm thick foam padding.
- \* Single hand operated adjustable both sides.
- \* Provision for paper roll holder at both ends.
- \* Holder for Paper Roll.
- \* Quick assembly design.



ECF-2970-3SC



## Electric Examination Couch With Wheels

### Features:-

- \* Structure made from non-magnetic stainless steel
- \* Electrically Height Adjustment with Hand Operated Remote.
- \* Adjustable Head rest section, By Double Gas Spring.
- \* Two Section top upholstery covered with washable and flame retardant material.
- \* Base cover design enables free side access.
- \* Swivel wheel castors to move at short distance.

**Dimensions :** L 186 cm x W 62 cm x H 50cm-90cm.



EEC-9250-HW

Cat. No.	Description
EEC-9250-HW	Electric Examination Couch With Roll Holder.
EEC-9250-3SC	Electric Examination Couch, 3 Section With Roll Holder.
OPTIONS AVAILABLE	* Head Section With Nose Cut
	* Adjustable Arm Supports
	* Adjustable Leg Rests
	* Available With or Without Wheels
	* Available Assorted Colors



Double Gas Spring



Remote Control



Wheels with Center Locking System



EEC-9250-3SC



Maximum Height 90.0 cm



Minimum Height 50.0 cm



## Massage Couch With Nose Cut.



### Features:-

- \* Structure made from non-magnetic Stainless Steel Tube.
- \* Imitation leather upholstery with 50 mm thick foam padding.
- \* Single hand operated adjustable back rest, with nose cut.
- \* Provision for paper roll holder at both ends.
- \* Holder for Paper Roll.

MC-2000-SS

Cat. No.	Description
MC-1905-SS	Massage Couch With Nose Cut. (L 195cm x W 62cm x H 75cm.)
MC-2000-SS	Massage Couch With Nose Cut. (L 200cm x W 80cm x H 75cm.)



MC-1905-SS

## Gynecology & Delivery Examination Couch

### Features:-

- \* Structure made from Non-magnetic stainless steel tube.
- \* Imitation leather upholstery with 50mm thick foam padded.
- \* Single hand operating adjustable backrest.
- \* Extendable sliding foot section.
- \* Lithotomy poles with PU leg support.
- \* Stainless steel tray for drainage.
- \* Paper roll holder.
- \* Foldable Legs.
- \* Quick Assembling Design.

### Dimension :

Head Section : 77 cm x 61 cm  
Seat : 57 cm x 61 cm  
Height : 86 cm



GCF-3161-SS



DV-8800-TB



Grip Handle



Shoulders

Cat. No.	Description
GCF-3161-SS	Gynecology Examination Couch with Lithotomy Poles, Drainage Tray, Paper Roll Holder and
DV-8800-TB	Delivery Table With Lithotomy Poles, Drainage Tray, Paper Roll Holder, Grip Handle and Shoulder Support



Paper Roll Holder



Stainless Steel Drainage Tray



Foam Padded



Export Packing

## Foot Stool Steps



FS-4047-DR

### Features:-

- \* Frame made from non-magnetic Stainless Steel tube.
- \* Step made from MDF, covered with anti slip rubber pad.
- \* Rubber foot caps for stability.
- \* Knock down construction.

Cat. No.	Description
FS-4047-DR	Foot Stool, Double Step. (L 51 cm x W 40 cm x H 35.5 cm)
FS-4036-SR	Foot Stool. Single Step.(L 46 cm x W 28 cm x H 22 cm)
FS-6840-SR	Foot Stool. Single Step.(L 68 cm x W 40 cm x H 22 cm)
FSR-4137-SR	Foot Stool, Single Step With Hand Rail (L 46cm x W 28cm x H 91cm)
FSD-4147-DR	Foot Stool, Double Step With Hand Rail (L 51 cm x W 40 cm x H 91cm)



FS-4036-SR



FS-6840-SR



FSD-4147-SR



FSR-4137-SR

## Folding Ward Screen

### Features:-

- \* Structure made from non-magnetic Stainless Steel tube.
- \* Folding panels, each 61cm wide.
- \* PVC washable and flame retardant curtains for each section.
- \* Mobile on twin wheel swivel castors Ø50mm, for easy movement.
- \* Knockdown Construction.



PF-1763-N

Cat. No.	Description
PF-1762-N	Ward Screen Two Folds, With PVC Curtain. (H175cm x Extended Width 122cm)
PF-1763-N	Ward Screen Three Folds, With PVC Curtain. (H175cm x Extended Width 184cm)
PF-1764-N	Ward Screen Four Folds, With PVC Curtain. (H175cm x Extended Width 245cm)



PF-1764-N



PF-1762-N



## Instrument Cabinets



IC-5336-1D

### Features:-

- \* Constructed from enameled steel sheet.
- \* Lock-able glass/metal doors.
- \* Adjustable glass shelves..
- \* Elegant appearance.
- \* Knock down construction.

Cat. No.	Description
IC-5336-1D	Instrument Cabinet, 1 Door. (L 53 cm x W 36 cm x H 144 cm.)
IC-7538-2D	Instrument Cabinet, 2 Doors.(L 75 cm x W 38 cm x H 169 cm.)
IC-7638-4D	Instrument Cabinet, 4 Doors.(L 75 cm x W 38 cm x H 169 cm.)



IC-7538-2D



IC-7638-4D



## Instrument / Storage Cabinets



IC-1709045-SS

### Features:-

- \* Constructed from Non-magnetic stainless steel Sheet.
- \* Lock-able Stainless Steel Doors.
- \* Adjustable/Fixed shelves.
- \* Elegant appearance.
- \* Complete welded construction.



IC-1909045-SS

Cat. No.	Description
IC-1709045-SS	Instrument/Storage Cabinet With 5 Adjustable Shelves & S/S Framed Glass Doors (W 90 cm x D 45 cm x H 170 cm)
IC-1909045-SS	Instrument/Storage Cabinet With 4 Fixed Shelves & S/S Framed Glass Doors (W 90 cm x D 45 cm x H 190 cm)
IC-1209045-SW	Instrument/Storage Cabinet With 2 Fixed Shelves & S/S Doors & Wheels (W 90 cm x D 45 cm x H 120 cm)
FC-1208840-SW	Filing Cabinet With S/S Doors, Drawer & Push Handle (W 88 cm x D 40 cm x H 120 cm)



IC-1209045-SW



FC-1208840-SW

## Instrument / Storage Cabinet



IC-8090-DHP

### Features:-

- \* Structure made from non-magnetic Stainless Steel Materials.
- \* Lock-able Stainless Steel Doors with Handle.
- \* Sound-Absorbing Stainless Steel Drawer.
- \* Stainless Steel Handle for Easy to Move.
- \* Stainless Steel Pocket on Side of Cabinet. **(Optional)**
- \* Mobile on Rubber wheel swivel castors Ø100mm / 75mm, all with independent brakes.
- \* Impact absorbing Buffers for wall protection.
- \* Complete Welded Construction.

Cat. No.	Description
IC-8090-DHP	Instrument/Storage Cabinet with Shelves, Doors Push Handle. (L-80cm x W-50cm x H-100cm)
IC-6040-2D	Instrument/Storage Cabinet with Shelves, Doors Push Handle. (L-60cm x W-45cm x H-100cm)
IC-5545-2DW	Instrument/Storage Cabinet with Shelf, Doors Push Handle. (L-55cm x W-46cm x H-85cm)
IC-5546-DDW	Instrument/Storage Cabinet with Drawer, Doors Push Handle. (L-55cm x W-46cm x H-85cm)
DC-5546-DDW	Dressing/Instrument Cabinet with Drawer, Doors Push Handle. (L-55cm x W-46cm x H-85cm)



IC-6040-2D



IC-5545-2DW



IC-5546-DDW



DC-5546-DDW

## Instrument / Storage & Filing Trolley



### Features:-

IC-1008545-SS

- \* Structure made from non-magnetic stainless steel Materials.
- \* Lock-able Stainless Steel Doors on Both Sides.
- \* Each compartment has 12 recesses (total capacity of the trolley: 24 recesses)
- \* Four recesses are enclosed by a sliding door, complete with key-lock.
- \* Zinc Plated Wheels 125mm / 200mm, 2 with independent Brakes.
- \* Elegant appearance.
- \* Complete Welded Construction.

Cat. No.	Description
IC-1008545-SS	Instrument Cabinet With 2 Shelves S/S Doors, & Push Handle (L 85 cm x W 45 cm x H 100 cm)
PRC-9650-24F	Patient Record Filing Trolley, with Doors and Side Rails. L 96 cm x W 50 cm x H 96 cm.



PRC-9650-24F



## Kick Bucket / X-Ray View Boxes



KB-1336-PU



KB-1830-PU

Cat. No.	Description
KB-1336-PU	Kick Bucket (Base-Ø40cm x Height-36cm)
KB-1830-PU	Kick Bowl (Base-Ø40cm x Height-18cm)

### Features:-

- \* 5 Leged non-magnetic Stainless Steel tube base.
- \* 5 Vertical supports with rubber sleeves to hold the Bucket / Bowl.
- \* Mobile on 5 twin wheel swivel castors Ø 50 mm.
- \* One piece Stainless Steel Bucket / Bowl.

Cat. No.	Description
M604043	X-Ray Film Viewer Single (One Panel). Dimensions : 40 cm x 43 cm
M608043	X-Ray Film Viewer Double (Two Panel). Dimensions : 80 cm x 43 cm
M612043	X-Ray Film Viewer Triple (Three Panel). Dimensions: 120 cm x 43 cm
M616043	X-Ray Film Viewer Tetra (Four Panel). Dimensions : 160 cm x 43 cm



M604043



M608043



M612043

### Features:-

- \* Steel Housing with scratch and chip resistant thermosetting epoxy-polyster powder finishing.
- \* Unbreakable white monochromatic diffuser with supporting device.
- \* Viewing Area of each panel 40cm x 42cm.
- \* Secure X-Ray film retaining mechanism.
- \* Instant start, Fluorescent cold light.
- \* Two-way on/off switch.
- \* Input voltage : 220/230V 50-60Hz.
- \* Wall mounted model.



M616043

## LED X-Ray View Boxes

### Features:-

- \* The Flat Panel X-Ray illuminator design is truly an innovation.
- \* It uses LED Light Source with Isometric Dot-Matrix Layout which results in High Luminance and Uniformity.
- \* Slim film illuminator only 45mm thick compared to 5"-6" thickness of normal X-Ray Illuminator.
- \* High Brightness of over 4000cd/m<sup>2</sup> - Adjustable Brightness by Digital Regulator.
- \* Blue light is more suited to X-Ray, MRI, CT Scan and other Films.
- \* The Illuminator uses the latest LED Light Source which emits an 9,600 Kelvin color temperature.
- \* This produces a blue-type light more suitable for reading black and white x-ray films.
- \* Greatly reduced eye-fatigue due to High Frequency LED's of over 50kHz.
- \* Adapted with advanced clipping device which features AUTOMATIC ON/OFF which turns on the illuminator when the film is inserted.




JD-AII

Cat. No.	Description
JD-AII	LED X-Ray Film Viewer Single (One Panel). Dimensions : 35 cm x 43 cm
JD-AIII	LED X-Ray Film Viewer Double (Two Panel). Dimensions : 70 cm x 43 cm



JD-AIII



Control Panel



## Pedal Bins With Lid



PB-6330-30



PB-4630-20



PB-3927-12

Cat. No.	Description	
PB-6330-30	Pedal Bin With Lid, 30 Liters.	Bucket Dimension:- Ø27 cm x H - 60 cm
PB-4630-20	Pedal Bin With Lid, 20 Liters.	Bucket Dimension:- Ø27 cm x H - 39 cm
PB-3927-12	Pedal Bin With Lid, 12 Liters.	Bucket Dimension:- Ø23 cm x H - 35 cm
PB-3226-05	Pedal Bin With Lid, 05 Liters.	Bucket Dimension:- Ø18 cm x H - 22 cm
PB-2927-03	Pedal Bin With Lid, 03 Liters.	Bucket Dimension:- Ø15 cm x H - 20 cm

### **Features:-**

- \* Constructed from non-magnetic Stainless Steel sheet.
- \* Easy to empty using the removable plastic inner bucket with handle.
- \* Inner waste receptacle made from durable plastic.
- \* The handle on the waste pedal bin make it extremely easy to move and transport.
- \* Foot operated plastic lid rests on plastic ring when closed to avoid noisy collision.



PB-2927-03



PB-3226-05

## Stainless Steel Pedal Bins

### Features:-

- \* Constructed from non-magnetic Stainless Steel materials.
- \* Rubber ring to hold the Garbage bag.
- \* Foot operated lid with noiseless closing damper.
- \* Stainless steel handle for operation.
- \* Heavy Duty construction.



Cat. No.	Description
PBH-8939-70	Pedal Bin With Lid, Heavy Duty 70 Liters. (W 39 cm x D 35 cm x H 89 cm)
PBH-5939-50	Pedal Bin With Lid, Heavy Duty 50 Liters. (W 39 cm x D 35 cm x H 59 cm)
PBH-5739-40	Pedal Bin With Lid, Heavy Duty 40 Liters. (W 39 cm x D 35 cm x H 57 cm)
PBH-2724-20	Pedal Bin With Lid, Heavy Duty 20 Liters. (W 27 cm x D 24 cm x H 32 cm)



PBH-2724-20



PBH-5739-40



PBH-5939-50



PBH-8939-70

## Dressing /Instrument Trolleys



### Features:-

- \* Structure made from non-magnetic Stainless Steel tube.
- \* Flat trays made from non-magnetic Stainless Steel sheet.
- \* Mobile on twin wheel swivel castors Ø75mm, all with independent brakes.
- \* Impact absorbing Buffers for wall protection.
- \* Knockdown Construction.

Cat. No.	Description
DT-5542-2PU	Dressing /Instrument Trolley 2 Shelves. (L 55cm x W 42cm x H 80cm)
DT-7050-2PU	Dressing /Instrument Trolley 2 Shelves. (L 70cm x W 50cm x H 80cm)
DT-9055-2PU	Dressing /Instrument Trolley 2 Shelves. (L 90cm x W 55cm x H 80cm)
DT-5542-3PU	Dressing /Instrument Trolley 3 Shelves. (L 55cm x W 42cm x H 80cm)
DT-7050-3PU	Dressing /Instrument Trolley 3 Shelves. (L 70cm x W 50cm x H 80cm)
DT-9055-3PU	Dressing /Instrument Trolley 3 Shelves. (L 90cm x W 55cm x H 80cm)



## Dressing /Instrument Trolleys With Side Rails



### Features:-

- \* Structure made from non-magnetic Stainless Steel tube.
- \* Flat trays made from non-magnetic Stainless Steel sheet.
- \* Mobile on twin wheel swivel castors Ø75mm, all with independent brakes.
- \* Impact absorbing Buffers for wall protection.
- \* Knockdown Construction.

Cat. No.	Description
DTR-5542-2PU	Dressing /Instrument Trolley 2 Shelves With Side Rail (L 55cm x W 42cm x H 80cm)
DTR-7050-2PU	Dressing /Instrument Trolley 2 Shelves With Side Rail (L 70cm x W 50cm x H 80cm)
DTR-9055-2PU	Dressing /Instrument Trolley 2 Shelves With Side Rail (L 90cm x W 55cm x H 80cm)
DTR-5542-3PU	Dressing /Instrument Trolley 3 Shelves With Side Rail (L 55cm x W 42cm x H 80cm)
DTR-7050-3PU	Dressing /Instrument Trolley 3 Shelves With Side Rail (L 70cm x W 50cm x H 80cm)
DTR-9055-3PU	Dressing /Instrument Trolley 3 Shelves With Side Rail (L 90cm x W 55cm x H 80cm)





## Instrument Trolley, 2 Flat Shelves



ITF-4645-2PU

### Features:-

- \* Structure made from non-magnetic Stainless Steel tube.
- \* Flat trays made from non-magnetic Stainless Steel sheet.
- \* Mobile on twin wheel swivel castors Ø75mm, all with independent brakes.
- \* Impact absorbing Buffers for wall protection.
- \* Knockdown Construction.

Cat. No.	Description
ITF-4645-2PU	Instrument Trolley, 2 Flat Shelves. (L 46 cm x W 46 cm x H 85 cm)
ITF-6045-2PU	Instrument Trolley, 2 Flat Shelves. (L 60 cm x W 46 cm x H 85 cm)
ITF-7645-2PU	Instrument Trolley, 2 Flat Shelves. (L 76 cm x W 46 cm x H 85 cm)



ITF-6045-2PU



ITF-7645-2PU



## Instrument Trolley, 2 Flat Shelves With Side Rails

### Features:-

- \* Structure made from non-magnetic Stainless Steel tube.
- \* Flat trays made from non-magnetic Stainless Steel sheet.
- \* Stainless Steel Side Rails.
- \* Mobile on twin wheel swivel castors Ø75mm, all with independent brakes.
- \* Impact absorbing Buffers for wall protection.
- \* Knockdown Construction.



ITR-4645-2PU

Cat. No.	Description
ITR-4645-2PU	Instrument Trolley, 2 Flat Shelves With Side Rails (L 46 cm x W 46 cm x H 85 cm)
ITR-6045-2PU	Instrument Trolley, 2 Flat Shelves With Side Rails (L 60 cm x W 46 cm x H 85 cm)
ITR-7645-2PU	Instrument Trolley, 2 Flat Shelves With Side Rails (L 76 cm x W 46 cm x H 85 cm)



ITR-6045-2PU



ITR-7645-2PU

## Instrument Trolley, 2 Shelves With Raised Edges



ITE-4645-2PU

### Features:-

- \* Structure made from non-magnetic Stainless Steel tube.
- \* Trays with raised edges, made from non-magnetic Stainless Steel sheet.
- \* Mobile on twin wheel swivel castors Ø75mm, all with independent brakes.
- \* Impact absorbing Buffers for wall protection.
- \* Knockdown Construction.

Cat. No.	Description
ITE-4645-2PU	Instrument Trolley, 2 Flat Shelves With Raised Edges (L 46cm x W 46cm x H 85cm)
ITE-6045-2PU	Instrument Trolley, 2 Flat Shelves With Raised Edges (L 60cm x W 46cm x H 85cm)
ITE-7645-2PU	Instrument Trolley, 2 Flat Shelves With Raised Edges (L 76cm x W 46cm x H 85cm)



ITE-6045-2PU



ITE-7645-2PU

## Dressing /Instrument Trolleys With Drawer



### Features:-

- \* Structure made from non-magnetic Stainless Steel tube.
- \* Flat trays made from non-magnetic Stainless Steel sheet.
- \* Stainless Steel Drawer with SS Handle.
- \* Mobile on twin wheel swivel castors Ø75mm, all with independent brakes.
- \* Impact absorbing Buffers for wall protection.
- \* Knockdown Construction.

Cat. No.	Description
DT-5542-2DW	Dressing /Instrument Trolley 2 Shelves With 1 Drawer (L 55cm x W 42cm x H 80cm)
DT-7050-2DW	Dressing /Instrument Trolley 2 Shelves With 1 Drawer (L 70cm x W 50cm x H 80cm)
DTR-5542-2DW	Dressing /Instrument Trolley 2 Shelves With 1 Drawer & Side Rail (L 55cm x W 42cm x H 80cm)
DTR-7050-2DW	Dressing /Instrument Trolley 2 Shelves With 1 Drawer & Side Rail (L 70cm x W 50cm x H 80cm)

## Dressing /Instrument Trolleys With Drawer



DT-5542-2DDW



DTR-5542-2DDW

### Features:-

- \* Structure made from non-magnetic Stainless Steel tube.
- \* Flat trays made from non-magnetic Stainless Steel sheet.
- \* Stainless Steel Drawer with SS Handle.
- \* Mobile on twin wheel swivel castors Ø75mm, all with independent brakes.
- \* Impact absorbing Buffers for wall protection.
- \* Knockdown Construction.

Cat. No.	Description
DT-5542-2DDW	Dressing /Instrument Trolley 2 Shelves With 2 Drawers. (L 55cm x W 42cm x H 80cm)
DTR-5542-2DDW	Dressing /Instrument Trolley 2 Shelves With 2 Drawers. & Side Rail (L 55cm x W 42cm x H 80cm)



## Dressing /Instrument Trolleys With Drawer



### Features:-

- \* Structure made from non-magnetic Stainless Steel tube.
- \* Flat trays made from non-magnetic Stainless Steel sheet.
- \* Stainless Steel Drawer with SS Handle.
- \* Mobile on twin wheel swivel castors Ø75mm, all with independent brakes.
- \* Impact absorbing Buffers for wall protection.
- \* Knockdown Construction.

Cat. No.	Description
DT-5542-2DDW	Dressing /Instrument Trolley 2 Shelves With 2 Drawers. (L 55cm x W 42cm x H 80cm)
DTR-5542-2DDW	Dressing /Instrument Trolley 2 Shelves With 2 Drawers. & Side Rail (L 55cm x W 42cm x H 80cm)

## Anesthesia Trolley With Drawers



ANT-0WD6-SS

### Features:-

- \* Structure made from non-magnetic stainless steel Materials.
- \* Large Capacity Drawers with Different Sizes.
- \* Mobile on Rubber wheel swivel castors Ø100mm, all with independent brakes.
- \* Impact absorbing Buffers for wall protection.
- \* Complete Welded Construction.

Cat. No.	Description
ANT-0WD6-SS	Anesthesia Trolley, with 6 Drawers. (L - 70cm x W - 50cm x W - 95cm)
ANT-0WD5-SS	Anesthesia Trolley, with 5 Drawers. (L - 70cm x W - 50cm x W - 95cm)
ANT-0WD3-SS	Anesthesia Trolley, with 3 Drawers. (L - 90cm x W - 50cm x W - 95cm)



ANT-0WD3-SS



ANT-0WD5-SS

## Instrument Trolley with Drawers

### Features:-

- \* Structure made from non-magnetic stainless steel Materials.
- \* Four Medium Capacity Drawers.
- \* Two Removable S/S Bowls.
- \* Rubber wheels 100 mm, all with independent Brakes.
- \* Impact absorbing Buffers for wall protection.
- \* Complete welded construction.

**Dimensions:-** L - 55cm x W - 46cm x H - 80cm



ITR-5546-4DB

Cat. No.	Description
ITR-5546-4DW	Instrument Trolley, with Side Rail, 4 Drawers and Double Bowls.
ITR-5546-3DW	Instrument Trolley, with 3 Drawers and Side Rails on Bottom Shelf.



ITR-5546-3DB

### Features:-

- \* Structure made from non-magnetic stainless steel Materials.
- \* Three Lock-able Medium Capacity Drawers.
- \* Rubber wheels 100 mm, all with independent Brakes.
- \* Impact absorbing Buffers for wall protection.
- \* Complete welded construction.

**Dimensions:-** L - 55cm x W - 46cm x H - 80cm

## Utility Trolley



UT-9045-3WS



UT-9045-2WS

### Features:-

- \* Structure made from non-magnetic stainless steel Materials.
- \* Shelf made from non-magnetic stainless steel bars Adjustable.
- \* Mobile on Rubber wheel swivel castors Ø100mm, all with independent brakes.
- \* Impact absorbing Buffers for wall protection.
- \* Knockdown Construction.

Cat. No.	Description
UT-9045-3WS	Utility Trolley, with 3 adjustable Shelves. (L - 90cm x W - 45cm x H - 80cm)
UT-9045-2WS	Utility Trolley, with 2 adjustable Shelves. (L - 90cm x W - 45cm x H - 80cm)
UT-7645-3SS	Utility Trolley, with 3 adjustable Shelves. (L - 76cm x W - 45cm x H - 80cm)
UT-7645-2SS	Utility Trolley, with 2 adjustable Shelves. (L - 76cm x W - 45cm x H - 80cm)

### Features:-

- \* Structure made from non-magnetic stainless steel Materials.
- \* Handle on both Sides S/S.
- \* Removable S/S Shelves.
- \* Mobile on Rubber wheel swivel castors Ø100mm, all with independent brakes.
- \* Impact absorbing Buffers for wall protection.
- \* Knockdown Construction.



UT-7645-2SS



UT-7645-3SS



## Multi Purpose Trolley

### Features:-

- \* Structure made from non-magnetic stainless steel materials Grade 304 AISI.
- \* Both Basket made from non-magnetic stainless steel bars.
- \* Mobile on Rubber wheel swivel castors Ø100mm, all with independent brakes.
- \* Impact absorbing Buffers for wall protection.
- \* Complete Welded fabrications.

**Dimensions** : L - 70cm x W - 50cm x H - 90cm.



MPT-7050-WR

Cat. No.	Description
MPT-7050-WR	Multi Purpose Trolley, (Heavy Duty)
MPT-7050-RB	Multi Purpose Trolley, with Two Removable Baskets.



MPT-7050-RB

### Features:-

- \* Structure made from non-magnetic stainless steel materials Grade 304 AISI.
- \* Both Removable Basket made from non-magnetic Stainless steel bars.
- \* Mobile on Zinc Plated wheel swivel castors Ø100mm, all with independent brakes.
- \* Impact absorbing Buffers for wall protection.
- \* Complete Welded fabrications.

**Dimensions** : L - 70cm x W - 50cm x H - 90cm.

## Operating Table Hydraulic



OT-7570-FTH

### **Features:-**

- \* Structure made from non-magnetic Stainless steel Materials.
- \* Stainless Steel Sunken Top.
- \* Foot Pedal on Both Sides for Height Adjustment.
- \* Easily Control Height of table with Hydraulic Pump.
- \* Complete Welded Construction.

Cat. No.	Description
OT-7570-FTH	Operating Table Adjustable Sunken Top, Hydraulic. <b>Dimensions:</b> (L - 170cm x W - 75cm x H - 78cm - 110cm)
OT-7575-STH	Operating Table Adjustable Flat Top, Hydraulic. <b>Dimensions:</b> (L - 170cm x W - 75cm x H - 78cm - 110cm)

### **Features:-**

- \* Structure made from non-magnetic Stainless steel Materials.
- \* Stainless Steel Flat Top.
- \* Foot Pedal on Both Sides for Height Adjustment.
- \* Easily Control Height of table with Hydraulic Pump.
- \* Complete Welded Construction.



OT-7575-STH

## Instrument / Operating Table

### Overall Dimensions:

Width - 70cm  
Length - 200cm  
Height - 86cm  
Backsplash - 30cm



WT-20070-2PU



WT-10065-SNK

### Features:-

- \* Structure made from non-magnetic stainless steel Materials.
- \* Flat / Sunken Top made from non-magnetic stainless steel Materials..
- \* Sound-Absorbing Working Top.
- \* Complete welded construction.

Cat. No.	Description
WT-20070-2PU	Working Table For Kitchen, 2 Shelves With Backsplash.
WT-10065-SNK	Working Table, with Sunken Top Shelf. (L-100cm x W-65cm x H-85cm)
OTT-09065-2SS	Instrument / Operating Table, with 2 Shelves. (L-90cm x W-65cm x H-85cm)
OTT-11065-2SS	Instrument / Operating Table, with 2 Shelves. (L-110cm x W-65cm x H-85cm)
OTT-20065-2SS	Instrument / Operating Table, with 2 Shelves. (L-200cm x W-65cm x H-85cm)



OTT-09065-2SS



OTT-11065-2SS



OTT-20065-2SS



## Instrument / Operating Table With Wheels



ITR-7060-2PU



ITE-7060-2PU

### Features:-

- \* Structure made from non-magnetic Stainless steel Tube.
- \* Flat Tray made from non-magnetic Stainless steel Sheet.
- \* Mobile on Twin Wheel Swivel Castors Ø100mm, all with Independent brakes.
- \* Impact Absorbing Buffer for Wall Protection.
- \* Complete Welded Construction.

Cat. No.	Description
ITR-7060-2PU	Instrument Trolley 2 Flat Shelves With Side Rails on Bottom Shelf. (L 70cm x W 60cm x H 85cm)
ITE-7060-2PU	Instrument Trolley, Top Flat Shelf & Bottom shelf with Raised Edges. (L 55cm x W 42cm x H 80cm)
ITT-7085-2PU	Instrument / Operating Table, 2 Flat Shelves (L - 70cm x W - 50cm x H - 85cm)
ITT-10085-2PU	Instrument / Operating Table, 2 Flat Shelves (L - 100cm x W - 55cm x H - 85cm)
ITT-12095-2PU	Instrument / Operating Table, 2 Flat Shelves (L - 120cm x W - 65cm x H - 95cm)



ITT-7085-2PU



ITT-10085-2PU



ITT-12095-2PU



## Scrub Sink

### Features:-

- \* Structure made from non-magnetic stainless steel Materials.
- \* Sink made from non-magnetic stainless steel sheet.
- \* Sound-Absorbing Working Top.
- \* Stainless Steel Drainage System.
- \* Complete Welded Construction.



SCK-8045-SS

Cat. No.	Description
SCK-8045-SS	Single Sink Cabinet, with Double Doors and Backsplash. (L - 80cm x W - 45cm x H - 85cm)
DBS-26072-2SK	Double Sink for Kitchen, with Bottom Shelf & Backsplash. (L - 260cm x W - 72cm x H - 82cm)
TBS-30570-3SK	Triple Sink for Kitchen, with Bottom Shelf & Backsplash (L - 305cm x W - 70cm x H - 87cm)



DBS-26072-2SK



TBS-30570-3SK

## Patient Chart Holder Trolley



CHT-5647-26H

### Features:-

- \* Structure made from non-magnetic stainless steel Materials.
- \* Sink made from non-magnetic stainless steel sheet.
- \* Two Doors with Double Panel welded & sound deadened.
- \* Stainless Steel Drainage System.
- \* Complete Welded Construction.

Cat. No.	Description
CHT-5647-26H	Patient Chart Holder Trolley, Double with 26 Chart Holders. L 56 cm x W 47 cm x H 90 cm.
CHT-2947-13H	Patient Chart Holder Trolley, Single with 13 Chart Holders. L 29 cm x W 47 cm x H 90 cm.



CHT-2947-13H

## Oxygen Cylinder Trolley

Cat. No.	Description
CT-12SEC-SS	Oxygen Cylinder Trolley, with 12 Sections.
CT-9SEC-SS	Oxygen Cylinder Trolley, with 9 Sections.



CT-12SEC-SS



CT-9SEC-SS

### Features:-

- \* Structure made from non-magnetic stainless steel tube.
- \* Capacity for 12 / 9 cylinders.
- \* Anti-slip rubber pad.
- \* Mobile on PU swivel wheels Ø100mm, all with independent brakes.
- \* Impact absorbing buffers for wall protection.

**Dimensions:-** L 54.5cm x W 41cm x H 95 cm

### Features:-

- \* Structure made from non-magnetic Stainless steel tube.
- \* Easy loading of cylinder from the front.
- \* Secure cylinder retaining mechanism.
- \* High quality Ø100mm, rubber wheels ensure smooth ride, and are inoperative when trolley is stationary.

Cat. No.	Description
OCT-048-CUF	Oxygen Cylinder Trolley, 24 x 2 CUF, Capacity.
OCT-024-CUF	Oxygen Cylinder Trolley, 24 CUF Capacity.



OCT-024-CUF



OCT-048-CUF

# Mobile Racks, Urinals & Bedpan Holder



RS-0024-SS

Cat. No.	Description
RS-0024-SS	Rack Shoe, Mobile with 5 Shelves. (L 96 cm x W 54 cm x H 160 cm)

## Features:-

- \* Structure made from non-magnetic stainless Steel 18 / 10 Materials.
- \* Accommodate 24 Pairs of Shoes.
- \* Mobile on Rubber wheel swivel castors Ø100mm, Two with brakes and Two Without Brakes.
- \* Impact absorbing Buffers for wall protection. **(OPTIONAL)**
- \* Complete Welded Construction.

Cat. No.	Description
WLC-9065-7SS	Wire Linen Cart with Cover, (L 90cm x W 65cm x H 220cm)

## Features:-

- \* Structure made from Non-magnetic Stainless Steel Tube.
- \* Seven Non-Magnetic Stainless Steel Wire Shelve's.
- \* Removable Nylon Cover.
- \* Impact absorbing Buffers.
- \* Mobile on rubber swivel wheels, all with Independent brake.
- \* Complete Welded Construction.



WLC-9065-7SS



UH-11634-SS

Cat. No.	Description
UH-11634-SS	Urinals and Bedpan Holder, Wall Mounted. (L 100cm x W 30cm x H 80cm)

## Features:-

- \* Construction from Non-Magnetic Stainless steel Materiel 304 AISI.
- \* Holds up to Six Bedpans and Twelve Urinals .
- \* Wall Mounted.
- \* Complete welded construction.



## Tissue Dispenser & Gloves Box Holder

Cat. No.	Description
EK-62071	Tissue Dispenser Stainless Steel Wall Mounted.

### Features:-

- \* Structure made from Non-magnetic Stainless Steel Sheet.
- \* Dust-proof design and maintain the cleanliness of toilet paper to improve the image of Health
- \* Popular design, apply to hotels, guesthouses, restaurants, home, public places, and so on.
- \* Wall Mounted.



EK-62071




GBH-2539-3B

Cat. No.	Description
GBH-2539-3B	Latex Examination Gloves Box Holder Triple. L 25.5 cm x W 8.5 cm x H 39 cm.
GBH-3923-3B	Latex Examination Gloves Box Holder Triple. (L 39 cm x W 8.0 cm x H 23 cm.)
GBH-3030-1B	Latex Examination Gloves Box Holder Single. (L 11 cm x W 7.5 cm x H 20.5 cm.)
GBH-8625-1B	Latex Examination Gloves Box Holder Single. (L 12 cm x W 8.5 cm x H 24 cm.)
GBH-2586-1B	Latex Examination Gloves Box Holder Single. (L 25.5 cm x W 8.5 cm x H 13 cm.)

### Features:-


- \* Structure made from non-magnetic Stainless Steel Material.
- \* Easy to Clean and Disinfect.
- \* Wall Mounting Model with Four Screws for Secure Fixing.
- \* Suitable for One Two or Three Gloves Box.



GBH-2586-1B



GBH-8625-1B



GBH-3030-1B



GBH-2726-2B

## Wash Basin Trolleys



SBS-0801-FX



DBS-0802-FX

### Features:-

- \* Structure made from non-magnetic Stainless Steel tube.
- \* Stainless Steel basin 6 liter capacity.
- \* Mobile on wheel swivel castors, all with independent brakes.
- \* Impact absorbing Buffers for wall protection.
- \* Complete welded / knockdown construction.

Cat. No.	Description
SBS-0801-FX	Wash Basin Trolley with Single Basin & Handle.
DBS-0802-FX	Wash Basin Trolley with Double Basin & Handle
SBS-4438-N	Wash Basin Trolley with Single Basin. (L 45cm x W 40cm x H 84cm)
DBS-8438-N	Wash Basin Trolley with Double Basin. (L 80cm x W 40cm x H 84cm)
ST-2294-SS	Double Basin Sponge Trolley. (L 90cm x W 45cm x H 85cm)



SBS-4438-N



DBS-8438-N



ST-2294-SS

## Mayo Instrument Trolleys



MT-5540-N



MT-5640-L

### Features:-

- \* Structure made from non-magnetic Stainless Steel tube.
  - \* Removable Stainless Steel Tray 530 x 400 mm.
  - \* Height Adjustment from 960 to 1500 mm with Secure locking system.
  - \* Mobile on twin wheel swivel castors Ø50mm.
- Dimensions : L 53 cm x W 40 cm x H 96 - 150 cm.

Cat. No.	Description
MT-5540-N	Mayo Instrument Trolley, With 4 Wheels, 2 with independent Brakes.
MT-5640-L	Mayo Instrument Trolley, With 2 Wheels.

## Mayo Instrument Trolley Hydraulic



MT-9000-RT

### Features:-

- \* Structure made from non-magnetic stainless steel tube.
- \* Removable Stainless Steel Tray 53 x 40cm.
- \* 360° Rotating top with locking system.
- \* Height Adjust with foot pump.
- \* Height Adjustment from 96 to 150cm with Secure Locking System Hydraulic.
- \* Mobile on twin wheels swivel castor 75mm.

**Dimensions :** L 53 cm x W 40 cm x H 96 - 150 cm

Cat. No.	Description
MT-9000-RT	Mayo Instrument Trolley with 360° Rotating Top, Hydraulic Classic.
MT-9002-FT	Mayo Instrument Trolley with Fixed Top, Hydraulic Classic.



### Features:-

- \* Structure made from non-magnetic stainless steel tube.
- \* Removable Stainless Steel Tray 53 x 40cm.
- \* Height Adjust with foot.
- \* Height Adjustment from 96 to 150cm with Secure Locking System Hydraulic.
- \* Mobile on twin wheels swivel castor 75mm.

**Dimensions:** L 53cm x W40 cm x H96 - 150cm

Minimum & Maximum Height



360° Rotating Top



Hydraulic Pedal



MT-9002-FT



## BPM & Leg Dressing Stand Adjustable Height

### Features:-

- \* Telescopic tube made from non-magnetic Stainless steel material.
- \* Stainless Steel basket for Hold Cuffs & Accessories.
- \* Five lagged Nylon base.
- \* Plastic Handle for Easy to Move.
- \* Mobile on twin wheel swivel castors 50mm.
- \* Secure locking system for height adjustment.
- \* Height adjustment from 75cm to 125cm.
- \* Knock down construction.



OMR-STA



OMR-STB

Cat. No.	Description
OMR-STA	Blood Pressure Monitor Stand, Adjustable Height with S/S Bucket.
OMR-STB	Blood Pressure Monitor Stand, Adjustable Height with S/S Bucket.

Cat. No.	Description
LDS-90PB-SS	Leg Dressing Stand, Adjustable Height, Stainless Steel Base.
LDS-92PB-NP	Leg Dressing Stand, Adjustable Height, Nylon Base.



LDS-90PB-SS



LDS-92PB-NP

### Features:-

- \* Telescopic tube made from non-magnetic Stainless steel material.
- \* PU pad for leg support.
- \* Five lagged heavy stainless steel or Nylon base.
- \* Mobile on twin wheel swivel castors 50mm.
- \* Secure locking system for height adjustment.
- \* Height adjustment from 50cm to 70cm.
- \* Knock down construction.

# Soiled Linen & Linen Changing Trolleys



LT-9550-PU

## Features:-

- \* Structure made from non-magnetic Stainless Steel tube.
- \* Stainless Steel Ring Ø 50cm to hold linen bag.
- \* Removable Nylon Linen.
- \* Mobile on twin wheel swivel castors, all with independent brakes.
- \* Impact absorbing Buffers.

Cat. No.	Description
LT-9550-PU	Soiled Linen Trolley Single, with Removable Nylon Bag.
LT-9580-PU	Soiled Linen Trolley Double, with Removable Nylon Bags.
LC-5590-2RW	Linen Changing Trolley With Two Shelves & One Linen Bag



LT-9580-PU



LC-5590-2RW

## Soiled Linen Trolley With & Without Lid

### Features:-

- \* Structure made from non-magnetic stainless steel tube.
- \* Stainless Steel Ring for holding Nylon Bag.
- \* Removable nylon linen Bag washable.
- \* Rubber wheels Ø100 mm all independent with brakes.
- \* Impact absorbing Buffers for wall protection.
- \* Complete welded construction.

Dimensions:- Ring Dia 50 cm x H 90 cm



LTC-9550-PU

Cat. No.	Description
LTC-9550-PU	Soiled linen Trolley Single Curved, without Lid, with Removable Nylon Bag.
LT-9550-WLD	Soiled linen Trolley Single Curved with Lid, and Removable Nylon Bag.
LT-9580-WLD	Soiled linen Trolley Double Curved with Lid, and Removable Nylon Bag.



LT-9550-WLD



LT-9580-WLD

## Patient Trolleys



PT-6020-RW



PTF-6525-RW

### Features:-

- \* Structure made from non-magnetic Stainless Steel Tube.
- \* High pressure laminated flat surface.
- \* Mobile on rubber swivel wheels, all with Independent brake.
- \* High density foam mattress with fluid resistant and flame retardant cover.
- \* Provision For I.V. Pole.
- \* Knock down construction.

Dimensions : L 200cm x W 62cm x H 75cm

Cat. No.	Description
PT-6020-RW	Patient Trolley With Mattress
PTF-6525-RW	Patient Trolley Adjustable Backrest With Mattress



Gas Cylinder Holder,  
Stainless Steel  
(Optional)



Storage Tray,  
Stainless Steel  
(Optional)



Collapsible Side Rails, Stainless Steel (Optional)



Infusion Stand With 2 Hooks,  
Stainless Steel  
(Optional)



## Stretcher Transport Trolley With Tilt

### Features:-

- \* Structure made from non-magnetic Stainless Steel Tube.
- \* Quick tilt to trendelenberg position by means of Gas Cylinder.
- \* Two Section platform with high pressure laminated surface.
- \* Backrest adjustment by means of Gas Cylinder.
- \* Push-Pull handle at both ends.
- \* Mobile on rubber swivel wheels, all with independent brakes.
- \* Two section high density foam mattress with fluid resistant and flame retardant cover.
- \* Collapsible Side Rails.
- \* Stainless Steel Utility Tray.
- \* Stainless Steel Gas Cylinder.
- \* Stainless Steel IV Pole.
- \* Bumpers Protection.

**Dimensions :** L 200 cm x W 62 cm x H 75 cm



ST-6625-AD

Cat. No.	Description
ST-6625-AD	Stretcher Transport Trolley With Trendelenberg



Trendelenberg



Stainless Steel  
Cylinder Holder



Infusion Stand  
S/S 2 Hooks.

## Patient Trolley with Mattress



PTF-6525-AD

### Features:-

- \* Structure made from non-magnetic Stainless steel tube.
  - \* Two section platform with high pressure laminated surface.
  - \* Backrest adjustment by means of Gas Cylinder.
  - \* Mobile on Ø20cm, rubber swivel wheels, all with Independent brake.
  - \* High density foam mattress with fluid resistant and flame retardant cover.
  - \* Provision for I.V.Pole.
  - \* Collapsible Side Rails, Stainless Steel.
  - \* Storage Tray, Stainless Steel.
  - \* Gas Cylinder Holder, Stainless Steel.
  - \* Infusion Stand With 2 Hooks, Stainless Steel.
  - \* Complete welded construction.
- Dimensions : L 180 cm x W 60 cm x H 75 cm

Cat. No.	Description
PTF-6525-AD	Patient Trolley Two Section Complete with Mattress, Side Rails, Storage Tray, Gas Cylinder & I.V Pole.



Storage Tray & Cylinder Holder  
Wheels with Center Locking System  
(OPTIONAL)



I.V Pole With 2 Hooks



Collapsible Side Rail  
With Locking System



Storage Tray & Cylinder Holder  
Wheels with Brake (OPTIONAL)

## Patient Transport and Transfer System



TT-2002-RW

### Features:-

- \* Structure made from non-magnetic stainless steel tube.
- \* High pressure laminated flat surface.
- \* Wheel base for sterile & non-sterile area.
- \* Transferable platform.
- \* High density foam mattress with fluid resistance & flame retardant cover.
- \* System to use colour code to distinguish between material used in sterile & non sterile area.
- \* Safety catch to link two wheelbase together for Patient Transfer.
- \* Platform to move on roller from one wheelbase to another.
- \* Platform complete with collapsible side rails & IV Pole.
- \* Trendelenburg position achievable by advice by gas spring.
- \* Wheel base mounted on 4 wheel swivel castors with locking mechanism.
- \* Storage Tray for additional storage.
- \* Oxygen cylinder holder.



I.V Pole



Oxygen Cylinder Holder  
&  
Storage Tray

Cat. No.	Description
TT-2002-RW	Patient Transport and Transfer System.



Moving Locking System



Side Rail Lock



Wall Protection Bumpers



Wheel Brake Pedals



# Patient Chart Holders & Bedside Lockers



CH-3423-PP

## Features:-

- \* Board made from 4 mm thick Plexiglass, provides smooth work surface whilst being light and easy to clean.
- \* Stainless Steel hook to hang on the Bed.
- \* Nickel plated spring clip with positive action.
- \* Useable for A4 size paper.



CH-2334-PP

Cat. No.	Description
CH-3423-PP	Patient Chart Holder With Hook to Hang On The Bed. (Vertical) Dimensions : W 23 cm x H 34 cm
CH-2334-PP	Patient Chart Holder With Hook to Hang On The Bed. (Horizontal) Dimensions : W 34 cm x H 23 cm



BL-5046-PU

## Features:-

- \* Structure made from medium density fiber board with high Pressure laminate surface.
- \* Spacious drawer with roller slides for smooth movement.
- \* Lower cupboard with single door and one inner shelf.
- \* Mobile on twin swivel wheel castors Ø 50mm for easy handling and maneuverability.

Cat. No.	Description
BL-5046-PU	Bedside Locker With Rails. (W 43cm x D 48cm x H 87cm)
BL-5048-N	Bedside Locker With Flat Top. (W 48cm x D 49cm x H 80cm)



BL-5048-N



## Over Bed Table

### Features:-

- \* Steel structure with scratch and chip resistant thermosetting epoxy-polyster powder finishing or Stainless Steel.
- \* Top made from medium density fiber board with high Pressure laminate surface
- \* Mobile on twin swivel wheel castors Ø 40mm for easy handling and maneuverability.
- \* Height adjustment with automatic locking at desired height between 79cm - 110cm
- \* Knock down construction.



OT-8040-SS

Cat. No.	Description
OT-8040-SS	Over Bed Table Adjustable Height With Flat Top (Stainless Steel)
OT-9040-EC	Over Bed Table Adjustable Height With Flat Top (Powder Coated)
OT-9141-EC	Over Bed Table Adjustable Height With Tilt-able Top (Powder Coated)



OT-9040-EC



OT-9141-EC

## Infant Cot & Child Cot



IC-1536-RW

### Features:-

- \* Steel structure with scratch and chip resistant thermosetting epoxy-polyster powder finishing or Stainless Steel.
- \* Sliding side rails on both sides.
- \* High density foam mattress with fluid resistant and flame retardant cover.
- \* Mobile on swivel wheel castors Ø 75mm, two with independent brakes.
- \* Knock down construction.

Cat. No.	Description
IC-1536-RW	Child Cot With Sliding Side Rails, Mattress & Tilt. L 135cm x W 75cm x H 144cm
IC-9155-RW	Infant Cot With Sliding Side Rails & Mattress. L 91cm x W 56cm x H 124cm
CC-1480-RW	Child Cot With Sliding Side Rails & Mattress. L 135cm x W 76cm x H 136cm



CC-1480-RW



IC-9155-RW

## Bassinet Trolleys

### Features:-

- \* Structure made form non-magnetic Stainless Steel tube.
- \* Strong Poly Carbonate crib with ribs to improve mattress ventilation.
- \* Both sides tilt by simple mechanism.
- \* Mobile on Rubber Swivel Wheels Ø 100 mm, all with independent brakes.
- \* Mattress with water proof & flame retardant cover.
- \* Impact absorbing Buffers for wall protection.

### Dimensions:-

Overall Length : 750 mm  
Overall Width : 440 mm  
Overall Height : 940 mm



BT-7693-PU



BTC-7693-3SS

Cat. No.	Description
BT-7693-PU	Bassinet Trolley With Mattress
BTC-7693-3SS	Bassinet Trolley With Mattress & Cabinet



Lower Shelf For Additional Storage,  
Stainless Steel (Optional)



Mesh Basket,  
Steel Epoxy Powder Coated (Optional)

## Crash / Emergency Medical Cart



MX-37EMG

### Features:-

- \* Complete Metal Body.
- \* Six Drawers with Break-a way lock.
- \* Stainless Steel IV Pole with 2 SS hook.
- \* One defibrillator shelf.
- \* Oxygen tank Holder.
- \* Sharp container set & CPR cardiac board.
- \* 100 mm wheels 2 with brakes and 2 w/o brakes.



NC-3706

Cat. No.	Description
MX-37-EMG	Crash / Emergency Medical Cart ( <b>GREY</b> ). (L - 69 cm x W - 51 cm x H - 110.5 cm)
MX-37-EMG (R)	Crash / Emergency Medical Cart ( <b>RED</b> ). (L - 69 cm x W - 51 cm x H - 110.5 cm)
NC-3706	Narrow Cart, ( <b>WHITE</b> ). (L - 51 cm x W - 54.2 cm x H - 97.7cm)



Defibrillator Shelf



Sliding Tray



IV Pole & Handle



Oxygen Cylinder Tank



CPR Cardiac Board



2 Drawers with Partition



## Anesthesia Cart

### Features:-

- \* Complete Metal Body.
- \* Six Drawers with Break-a way lock.
- \* Stainless Steel IV Pole with 2 SS hook.
- \* One defibrillator shelf.
- \* 12 Tilt Bin Organizers Small.
- \* 5 Tilt Bin Organizers Large.
- \* Oxygen tank Holder.
- \* Sharp container set & CPR cardiac board.
- \* 100 mm wheels 2 with brakes and 2 w/o brakes.



MX-37-ANE

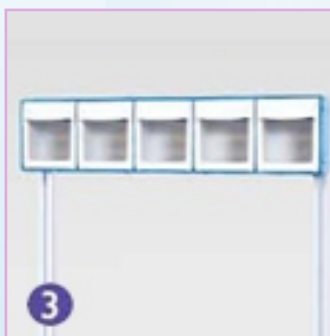
Cat. No.	Description
MX-37-ANE	Anesthesia Cart, Dark Blue. (L - 69cm x W - 51cm x H - 110.5cm)




IV Pole



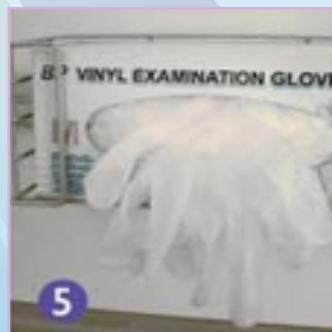
Tilt Bin Organizers (S)



Tilt Bin Organizers (L)



Accessory Bridge



Gloves Dispenser



Sharps Container Set



Waste Container W/Lid

## Instrument / Double Medical Cart



DX-34

### Features:-

- \* Complete Metal Body.
- \* Five Drawers Side by Side with Break-a way lock.
- \* Stainless Steel IV Pole with 2 SS hook.
- \* One defibrillator shelf.
- \* Oxygen tank Holder.
- \* Sharp container set & CPR cardiac board.
- \* 100 mm wheels 2 with brakes and 2 w/o brakes.

Cat. No.	Description
DX-34	Double Medical Cart, White. L 112.5 cm x W 54.5 cm x H 101.0 cm
IT3504D	Instrument Trolley, With Four Drawers White. L 100 cm x W 50 cm x H 90 cm

### Features:-

- \* Metal with Powder Coated.
- \* Stylish Aluminum Drawers Handle.
- \* Two 3"Drawer, and Two 6" Drawers.
- \* 3" Iron Casters 75mm 2 with brake & 2 Free.



IT3504D

## ***Folding Mobile Screen***



### Features:-

- \* Screen and aluminum poles are easy to operate and clean.
- \* Screen Material PS + HPL (High Pressure Laminate)
- \* 4 Screen color option: White, Cream, Pink and grey Blue.
- \* The Wall Clamp is available and tool free.
- \* The castor can be taken out for clean.
- \* The Castor self-adjustment design can keep stability on uneven ground.

FS165-06-WH

Cat. No.	Description
FS165-06-WH	Folding Mobile Screen, with Six Panels. L 30 cm (PENAL) x W 120 cm x H 165 cm

[illegible]

## Transportation Cart



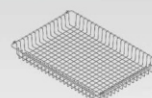
TC-3700

### Features:-

- \* Metal with Powder Coated.
- \* Single Smooth Shutter door with Key Lock.
- \* ABS Trays, Wire Baskets, Catheter Hooks and Shelves provide you the organizing flexibility.
- \* 3" Iron Casters 75mm 2 with brake & 2 Free.

Cat. No.	Description
TC-3700	Transportation Cart, Dark Blue ABS top with side-out shelf. L 70 cm x W 52 cm x H 110 cm

#### Baskets



XWB-3  
3" (L600 x W400 x H70mm)



XWB-6  
6" (L600 x W400 x H148mm)



XWB-9  
9" (L600 x W400 x H226mm)

#### ABS trays



XTR-3  
3" (600 x 400 x 71mm)



XTR-6  
6" (600 x 400 x 150mm)

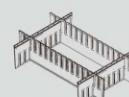
#### Label holder



#### Fixed divider set



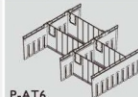
P-FT3  
3" fixed divider set  
(3 x short + 3 x fixed)



P-FT6  
6" fixed divider set  
(2 x short + 2 x fixed)

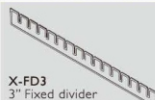


P-AT3  
3" adjustable divider set  
(3 x short + 6 x adjustable + 6 x T clips)



P-AT6  
6" adjustable divider set  
(3 x short + 4 x adjustable + 4 x T clips)

#### 3" Individual divider



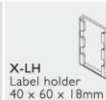
X-FD3  
3" Fixed divider  
542 x 51 x 4.6mm



X-SD3  
3" Short divider  
368 x 51 x 4.6mm

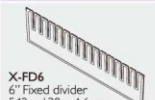


X-AD3  
3" Adjustable divider  
237 x 51 x 5.3mm

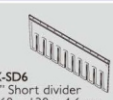


X-LH  
Label holder  
40 x 60 x 18mm  
20 pcs/pack

#### 6" Individual divider



X-FD6  
6" Fixed divider  
542 x 130 x 4.6mm



X-SD6  
6" Short divider  
368 x 130 x 4.6mm



X-AD6  
6" Adjustable divider  
237 x 130 x 5.3mm



XTC  
T clip  
40 x 36 x 17.5mm  
10 pcs/pack

ABS top surface  
Light, easy to clean.



Sliding table top extension  
Easy to use, space saving,  
max load 8kg



Central key lock



Push handle  
User friendly design,  
height adjustable,  
easy set up.





## Wall Cabinet Shutter Door

### Features:-

- \* Metal with Powder Coated.
- \* Single Smooth Shutter door with Key Lock.
- \* ABS Trays, Wire Baskets, Catheter Hooks and Shelves provide you the organizing flexibility.
- \* 3" Iron Casters 75mm 2 with brake & 2 Free.




WCS6C

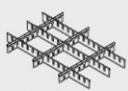
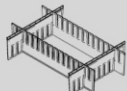






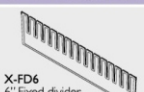
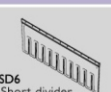


Cat. No.	Description
WCS6C	Wall Cabinet Shutter Door W / Key Lock White. L 70 cm x W 65.5 cm x H 204 cm

- Total height of tray/basket per wall cabinet: 60" for single / 60"x 2 for double

- Interchangeable ABS trays, wire baskets, catheter hooks and adjustable shelves to adapt to future needs.



### DIVIDER SYSTEM PACKAGE

Fixed divider set		Adjustable divider set (Length adjustable)	
 <b>P-FT3</b> 3" fixed divider set (3 x short + 3 x fixed)	 <b>P-FT6</b> 6" fixed divider set (2 x short + 2 x fixed)	 <b>P-AT3</b> 3" adjustable divider set (3 x short + 6 x adjustable + 6 x T clips)	 <b>P-AT6</b> 6" adjustable divider set (3 x short + 4 x adjustable + 4 x T clips)
<b>3" Individual divider</b>			
 <b>X-FD3</b> 3" Fixed divider 542 x 51 x 4.6mm	 <b>X-SD3</b> 3" Short divider 368 x 51 x 4.6mm	 <b>X-AD3</b> 3" Adjustable divider 237 x 51 x 5.3mm	 <b>X-LH</b> Label holder 40 x 60 x 18mm 20 pcs/pack
<b>6" Individual divider</b>			
 <b>X-FD6</b> 6" Fixed divider 542 x 130 x 4.6mm	 <b>X-SD6</b> 6" Short divider 368 x 130 x 4.6mm	 <b>X-AD6</b> 6" Adjustable divider 237 x 130 x 5.3mm	 <b>XTC</b> T clip 40 x 36 x 17.5mm 10 pcs/pack

**Casters**  
Standard: 5" steel casters  
(2 w/brake, 1 w/direction control, 1 free)



**Optional**